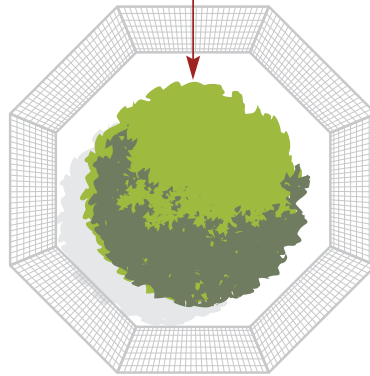




# Trees on development sites – the dos and don'ts

The construction exclusion zone (CEZ) is the area around a tree needed to protect the root system. It is shown on a tree protection plan (TPP)

Construction Exclusion Zone (CEZ)



## Results of breaching the CEZ:

- X Soil compaction**  
Starves roots of oxygen and nutrients and increases water run-off
- X Cut or damaged roots**  
Can affect a tree's health and even its stability
- X Turf or soil removal**  
Damages finer, shallow roots and inhibits feeding
- X Branch/limb damage**  
Reduces the leaf area and can make a tree more susceptible to pests and disease




Adherence to the TPP is usually a planning condition: if you breach this you risk enforcement action & potential costly delays. Damaging a TPO'd tree can lead to prosecution

## CEZs are sacrosanct Within them DO NOT:


- Store anything (including soil)
- Leave building materials
- Disturb the ground
- Park or drive vehicles




Erect and maintain the correct protection barriers



All trees are different:  
a CEZ is approximately  
12 x diameter of the trunk



Most of the vital absorption is done in the first metre



Root damage can take months or even years to become apparent



A tree can take up to four times as much space below ground as above

Roots are living tissue. They absorb nutrients, water & oxygen, and provide anchorage